

Blue Ocean Leadership and Emotional Intelligence in Government Link Companies (GLCs): Preparing for Industry 4.0

Wan Noordiana Wan Hanafi^{1*}, *Salina Daud*², and *Nur Lyana Baharin*³

¹ College of Graduate Studies, Universiti Tenaga Nasional, Jalan IKRAM - UNITEN, 43000 Kajang, Selangor Darul Ehsan.

^{2&3} College of Business Management and Accounting, Universiti Tenaga Nasional, Campus Sultan Haji Ahmad Shah, 26700, Muadzam Shah, Pahang.

Abstract. This research is carried out to examine the influences of blue ocean leadership styles on emotional intelligence. A stratified random sampling technique is used to identify the sample for this study. Questionnaire is distributed to 120 middle to top level leaders from the selected government link companies (GLCs) which is listed in the Government Link Transformation Programme (GLTP). A partial least square structural model (PLS-SEM) approach is used to analyses the data for this study. The findings indicate that there is a significant relationship between blue ocean leadership style and emotional intelligence. This study would give practical implications where it could inform leaders that they need to have high emotional intelligence in order to lead the organization. This study also contributes to new knowledge by pointing to the leadership role of accurate attributions, where each attribution can lead to enhancing leader effectiveness.

1 Introduction

Industry 4.0 is becoming a top priority for many research centres, universities, and companies (Engelbertink & Woudstra, 2017). Even, Malaysia Government through the National Transformation Plan 2050 (TN50) in shaping the future of Malaysian country for the year 2020 to 2050 through emphasizing on the value of high technology. However, industry 4.0 is blurring the boundaries between humans and technology, (Schwab, 2017). Due to the changes that brought through Industry 4.0 changes in management and leadership are required as, leaders need to be on the forefront of adapting to these changes (Weinmann, 2017). Other than that, the study on industry 4.0 is currently mainly focused on the technical and production areas but seldom look into the impact towards people (Feng, 2016). (Alhuraish, Robledo, & Kobi, 2014; Poksinska, Swartling, & Drotz, 2013) have identified that leadership are the most critical key factor during the change process. Besides that, (Tunçer, 2011) has also stated that, in order for an organization to adapt to changes, it is necessary for it to adopt an effective leadership approach.

In this study, leadership is described in terms of blue ocean leadership styles, which were introduced by (Kim & Mauborgne, 2014). Blue ocean leadership styles compromise of value innovation. Value innovation is something that is all about activities and strategies which companies try to achieve value and add value towards their leader, it not only incorporate through blue ocean strategy but it is also encourage to enhance leader through blue ocean leadership. As competition growth and also the pace of technological interversion speeds up, the task is not only providing new services and products, but additionally changing the nature of management inside organizations (Pisano & Teece, 2007). Research by (Birkinshaw, Hamel, & Mol, 2008) has certainly show how management innovation deliver potential advantages to it, but additionally redefine an industry by way of influencing the spread of new ideas. leadership would plays a vital function in organization' innovation, due to the fact leaders can introduce novel ideas into an organization, set up precise goals, and inspire innovation initiatives from subordinates (Noruzy, Dalfard, Azhdari, Nazari-Shirkouhi, & Rezazadeh, 2013). Value innovation could be added towards leaders by bringing new thinking and different actions to how they could lead, manage, and think differently about their role and the challenges the organization faces.

As we are reworking in the direction of industry 4.0, it's far widely recognized that it will be influencing the working environments significantly [2]. Such situation could require employees to have skills which includes emotional intelligence (Group, 2017). It is similiar with finding by (Goleman, 1998), where powerful leaders will have a high degree of emotional intelligence (Rajah, Song, & Arvey, 2011). Other research also supported the arguments that leadership is essentially an emotional process also supported the arguments that leadership is fundamentally an emotional process (Radhakrishnan & UdayaSuriyan, 2010; Rehman, 2012). Study done by (2014), have suggests that further research needs to be achieved to expand the knowledge and information about the possible influences or outcomes of emotional intelligence may have on leadership as that could be a complex relationship that needs in addition validation. Aside from that, (Puteri Aishah, Abd Rahim, Ismail, & Mariatul Shima, 2015) have also stated that emotional intelligence studies is relatively thin and the relationship between leadership and emotional intelligence is even smaller. consequently this study attempts to close the research gap by investigating the relationship between blue ocean leadership style and emotional intelligence among leaders at GLCs.

2 Literature review

2.1. Blue ocean leadership style

Leadership is a definition that is used in building teams to make synergy and to be the ones on top. It is an important management tool as leaders work through people to generate greatest outcome for the organization with minimal inputs and resources. Besides, good leadership contributes to improve organizational effectiveness and performance (Riaz & Haider, 2010). Possibly the most researched leadership theories over the past thirty years have been the transformational and transactional leadership theories (Latham, 2014). Transformational leadership idea is all about leadership that creates effective change within the followers whereby they take care of every other's interests and act within the interests of the organization as a whole (Van den Hurk, Hall-Mendelin, Johansen, Warrilow, & Ritchie, 2012). Transactional leadership, are the positive effects of both of these theories on quality improvement and firm performance were confirmed by (2009). Different styles are needed for different working environments, as it may affect organizational effectiveness or performance (Nahavandi, 2006). For this study, blue ocean leadership styles which were introduced by (2014) will be use. Blue ocean leadership is a leadership style where its focus is to achieve an organizational increase in leadership strength quickly and at low cost, which translates into high performance for the business (Kim & Mauborgne, 2017).

The key difference between other leadership approaches and the blue ocean leadership styles is as present in table 1 below:

Table 1 : Comparison between conventional and blue ocean leadership style

Conventional Leadership Style	Blue Ocean Leadership Style
Focuses on the values, qualities and behavioural styles	Focuses on what acts and activities leaders need to undertake, not on who leaders need to be.
Tends to be quite generic and is often detached from what organizations stand for	Connects leaders' actions closely to market realities
Focuses mostly on the executive and senior levels	Distributes leadership across all three management levels
Invests extra time for leadership practices	Pursues high impact leadership acts and activities at low cost

2.2 Emotional intelligence

Emotional intelligence is about understanding and accepting emotions when they deliver something. Through emotional intelligence, leaders will gain incredible value from emotions which could help leaders to make better decisions that can develop a real self-efficacy (Radhakrishnan & UdayaSuriyan, 2010). This could help leader to take advantage of their emotions and use them to predict major improvements in organizational through interpersonal relationships (Gardner & Stough, 2002). Emotional intelligence has become an interesting topic for discussion among researchers for many years (López-Domínguez, Enache, Sallan, & Simo, 2013). People have also theorized that emotional intelligence contributes to people's capacity to work effectively in teams, manage stress, and/or lead others (Butler & Chinowsky, 2006; Conte, 2005; Hopkins, O'Neil, & Williams, 2007). Bass and Stogdill (1990) found an association between emotional maturity, managerial effectiveness and managerial development.

2.2 Blue ocean leadership style and emotional intelligence

Research have proven useful link among emotional intelligence and leaders within the workplace, (Barbuto & Burbach, 2006; Rosete & Ciarrochi, 2005; Sy, Tram, & O'Hara, 2006; Wong & Law, 2002). Where the integration of the cognitive and emotional component could led to better decision making as leaders approach the problems more holistically (Rajah et al., 2011). Other than that, emotional intelligence was found to an important factor in creating a successful work environment (Cross & Travaglione, 2003). A number of studies (Barbuto & Burbach, 2006; Rosete & Ciarrochi, 2005; Sy et al., 2006) empirically test the positive association between leadership and emotional intelligence, which generally supported the view that emotional intelligence is an essential determinant for managerial effectiveness and performance. Other studies supported the arguments that leadership is intrinsically an emotional process (Rehman, 2012; Singh & Krishnan, 2008), and (Anand & UdayaSuriyan, 2010) on the other hand has also discovered that leadership practices of executives are significantly related to emotional intelligence. While other studies ignored the role of emotions in leadership processes.

From the literature above, the following hypothesis is propose:

H1: There is a significant effects of blue ocean leadership styles and emotional intelligence.

3 Methodology

Sample for this study were selected using stratified random sampling. This study adopted survey method, which is a quantitative study in nature. The questions for blue ocean leadership styles was adopted from (2016) with a total of 73 questions, and for emotional intelligence emotional quotient inventory (EQ-i) by (Lee, 2014) which consist of 25 questions. Questions were administrated to 120 respondents range from middle to top level managers in Government Link Companies (GLCs). However, only 55 questions were returned. The respondents were asked to rate each item on a five-point Likert scale, ranging from strongly agree to strongly disagree. Data were analyzes using Partial Least Square Structural Equation Model (PLS-SEM) approach. Two step approach by Anderson and Gerbing (1988) where used, which is done by assessing the measurement model and the structural equation model.

4 Result and Discussion

4.1 Descriptive analysis

Questionnaire were distributed to 120 respondents, however, from 120 only 55 questionnaire were returned. Therefore, 55 respondent were used for the data analysis, yielding to 64% of response rate. From 55 respondent, most of the respondent are Malaysian with 90.9%. For gender, majority of the respondent in this study were female with 61.8 % and male with 38.2%. Average age of the respondent were ranged from 31-40 years with 49.1% and 34.5% for 20-30 years old. In term of race, highest number of respondents are Malay with 65.6%. As for marital status, majority of the respondent were married 60.2%. For education level, 69.1% of the respondent have a bachelor degree, 23.6% with master degree and 7.3% with STPM. For job position, highest number of respondents are from the executive level with 61.8%. In terms of years of working in the organization, 72.7% of the respondent have been working in the organization for less than 5 years. Lastly, for number of years working in the industry, highest number of respondents are for less than 5 years with 50.9%.

4.2 Measurement model analysis

Measurement model is focusing on the assessment of the validity and reliability of the constructs within the model. From figure 1 below, blue ocean leadership styles and emotional intelligence had been conceptualized as a second-order constructs. therefore, we followed the approach recommended within the literature in PLS that is the repeated indicator method to model the second-order factors in the PLS analysis (Hair, Hult, & Ringle, 2014). Reliability for this study is examine using composite reliability (CR). As found in Table 2 below, all constructs exhibited CR, extra than the minimum acceptable level of 0.70 (Fornell & Larcker, 1981; Nunnally & Bernstein, 1994).

Next are, data validity of the measurement model. it is verify primarily based on its convergent and discriminant validity of the variables (Chin, 2010). Convergent validity of the size is established, if the variance extracted value is more than 0.50 (Fornell & Larcker, 1981). As for the discriminant validity, it focuses on the degree in which the item of a latent variable differs from each other (Johnson & Christensen, 2008) recommended using Fornell and Larckers, in which it was examined through evaluating the correlations and the square root of the average variance extracted (AVE) for that construct (Mageswari, Sivasubramanian, & Dath, 2015). As can be seen from Table 3, all the square root of the AVE was higher than the correlations values in the row.

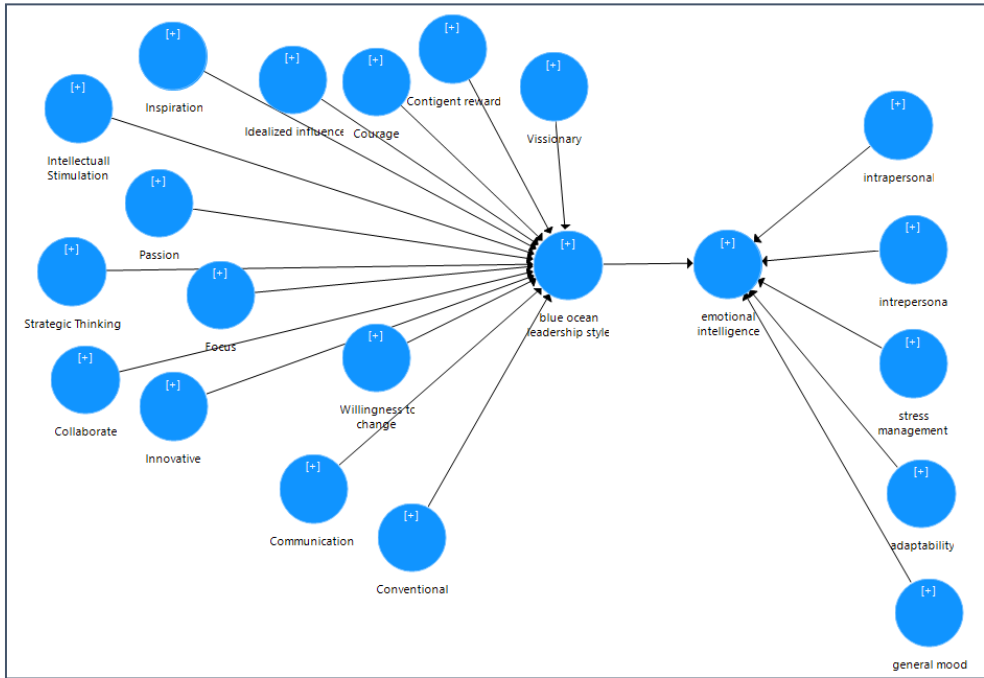


Figure 1: Path coefficient

Table 2: Validity and Reliability

First order construct	Second order construct	Loadings		CR	AVE >0.5
Visionary		V1 0.684 V2 0.692 V3 0.752	V4 0.716 V5 0.716	0.931	0.731
Contingent reward		CR6 0.698 CR7 0.526	CR8 0.695 CR9 0.741	0.880	0.649
Courage		C10 0.643 C11 0.632 C12 0.747		0.949	0.860
Idealized influences		II13 0.571 II14 0.752	II15 0.769 II16 0.608	0.902	0.698
Inspiration		I17 0.641 I18 0.729	I19 0.663 I20 0.684	0.927	0.761
Intellectual stimulation		IS21 0.819 IS22 0.801	IS23 0.853	0.938	0.836
Passion		P24 0.625 P25 0.788	P26 0.703	0.914	0.779
Strategic thinking		ST27 0.836 ST28 0.761 ST29 0.648	ST30 0.763 ST31 0.775	0.910	0.670
Focus		F32 0.634 F33 0.619	F35 0.609 F36 0.724	0.916	0.685

		F34 0.659		
Collaborate		CLBRTE37 0.637 CLBRTE38 0.624 CLBRTE40 0.612	0.898	0.747
Innovate		INVTE41 0.563 INVTE44 0.559 INVTE42 0.501 INVTE45 0.689 INVTE43 0.627 INVTE46 0.644	0.937	0.712
Willingness to change		WTC47 0.66 WTC49 0.787 WTC48 0.725	0.892	0.734
Communication		COM50 0.756 COM52 0.775 COM51 0.819	0.945	0.852
Conventional		CL53 0.758 CL61 0.606 CL54 0.743 CL62 0.682 CL55 0.703 CL63 0.664 CL56 0.692 CL65 0.689 CL57 0.787 CL66 0.771 CL58 0.809 CL67 0.705 CL59 0.630 CL68 0.758 CL60 0.730 CL70 0.578	0.951	0.521
	<i>Blue ocean leadership style</i>	Visionary 0.731 Contingent reward 0.735 Courage 0.861 Idealized influences 0.771 Inspiration 0.761 Intellectual stimulation 0.836 Passion 0.779 Strategic thinking 0.670 Focus 0.685 Collaborate 0.747 Innovate 0.807 Willingness to change 0.734 Communication 0.852 Conventional 0.564	0.984	0.510
Intrapersonal		INTRA1 0.887 INTRA2 0.937 INTRA3 0.841	0.919	0.790
Interpersonal		INTRE4 0.864 INTRE7 0.829 INTRE5 0.658 INTRE8 0.908 INTRE6 0.785	0.906	0.662
Stress management		SM9 0.909 SM10 0.793 SM11 0.648	0.831	0.625
Adaptability		ADPT12 0.854 ADPT15 0.744 ADPT13 0.918 ADPT16 0.742 ADPT14 0.865	0.915	0.685
General mood		GM17 0.903 GM21 0.827	0.965	0.752

		GM18 0.932 GM19 0.849 GM20 0.764 GM25 0.785	GM22 0.934 GM23 0.914 GM24 0.881		
	<i>Emotional intelligence</i>	Intrapersonal Interpersonal Stress management Adaptability General mood	0.790 0.736 0.774 0.582 0.782	0.975	0.633

Table 3: Discriminant validity

	Blue ocean leadership style	Emotional intelligence
Blue ocean leadership style	0.714	
Emotional intelligence	0.609	0.775

**Note. The diagonal values in bold signify the average variance extracted (AVE) while the other entries signify the squared correlations.

4.3 Structural model analysis

Structural model is evaluated based on bootstrapping for hypothesis testing, significance of the path coefficients, explained variance (value of R²), and test for predicative relevance (Q²) (Roldán & Sánchez-Franco, 2012). Table 4 below explain the relationship between blue ocean leadership styles and emotional intelligence. Bootstrapping is specifically, used to obtain the significance levels of the path coefficients through t-statistics (Ringle, Sarstedt, & Mooi, 2010). The result in Table 3 below, accept the hypothesis, H1 there is a significant influences between blue ocean leadership style and emotional intelligence, with (t-value: 5.154**, p-value <0.01). The result is similar with previous findings by (Clarke, 2010; Harms & Crede, 2010; Hunt & Fitzgerald, 2013; Lam & O'Higgins, 2012; Lindebaum & Cartwright, 2010; Wang & Huang, 2009; Weinberger, 2009), which indicates the important of leadership on emotional intelligence. (Cohen, 1988) suggested that the R² value, is considered substantial when it is 0.26, moderate when the value is 0.13 and weak when it is 0.02. Results confirmed as substantial with R² (0.371) values in our study, as shown in Table 4. Next, Q² values will be calculated using the blindfolding procedure to generate the cross-validate communality and cross-validated redundancy, in order to assess the quality of the model. Chin (2010) recommended that the communality and redundancy Q-square indices must be greater than zero, for the model to have predicative relevance. As shown in Table 4, the value for Q²=1-SSE/SSO of 0.462 which is more than 0 suggesting that the model has sufficient predicative blindfolding procedure obtained. Thus, the result provide the support that the variables use in this study are adequately predicting the independent variable.

Table 4: Bootstrapping result

	Hypothesis	Standard data	Standard error	t-value	Decision	R ²	Q ²
H1	Blue ocean leadership -> Emotional intelligence	0.609	0.604	5.154**	Accepted	0.371	0.462

4.4 Importance Performance Matrix Analysis (IPMA)

Importance-performance matrix (IPMA) was carried out because carried out with a view to identify the possible areas that want to be addressed and identified areas with excessive importance and low overall performance (Ahmad & Afthanorhan, 2014; Schloderer, Sarstedt, & Ringle, 2014). The target construct of this study is blue ocean leadership style and emotional intelligence. Figure 2 and 3 below, schematically shows the IPMA results of the target variable. As present in Table 5 for blue ocean leadership, strategic thinking have the highest importance (0.088). While for emotional intelligence, general mood have the highest importance (0.4103).

From the importance performance matrix result, in order to transform towards industry 4.0, it is suggested that organization should be focusing on strategic thinking and general mood. Strategic thinking would be important as by employing it would enable analysis, exploration, understanding and defining a complex situation (Kazmi, Naarananoja, & Wartsila, 2016). general mood, it includes skills such as the generation and belief of happiness and optimism, inclusive of the capacity to be satisfied with and enjoy one's life, to appearance on the brighter facet, and to keep a fine attitude within the face of adversity (Bar-On & Parker, 2000). This skills would help leader in managing their emotions, in order to adapt with changes which would occur in the organisation during the transformation towards industry 4.0.

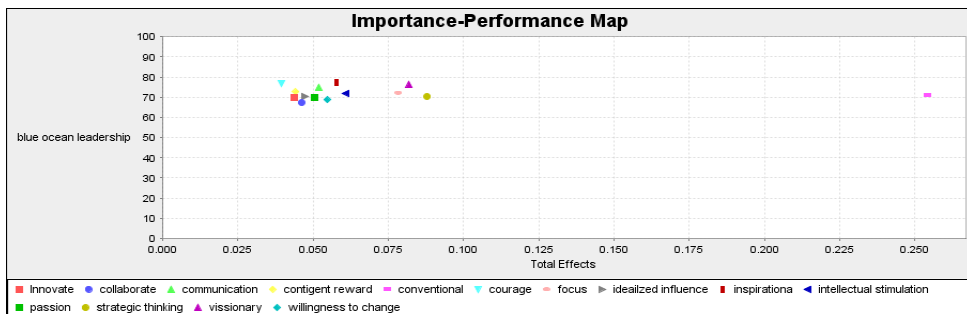


Figure 2: Importance performance map (blue ocean leadership style)

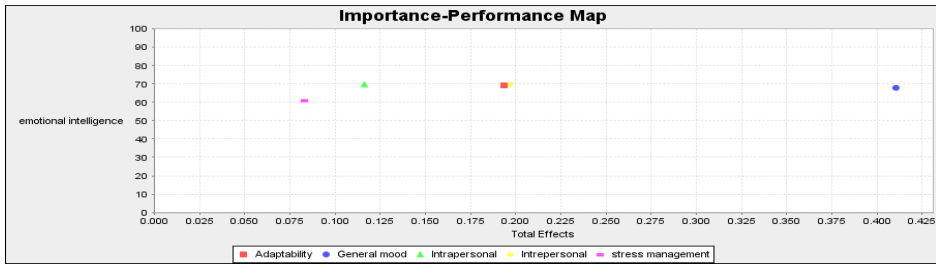


Figure 3: Importance performance map (emotional intelligence)

Table 5: IPMA result for blue ocean leadership style and emotional intelligence

Variables	Importance	Performance
Blue ocean leadership style		
Visionary	0.082	76.154
Contigent reward	0.044	72.623
Courage	0.040	76.803
Idealized influence	0.047	70.429
Inspiration	0.058	77.027
Intellectual stimulation	0.061	72.040
Passion	0.050	70.040
Strategic thinking	0.088	70.342
Focus	0.078	72.178
Collaborate	0.046	67.325
Innovative	0.044	69.609
Willingness to change	0.055	68.755
Communication	0.052	75.007
Conventional	0.054	70.914
Emotional intelligence		
Intrapersonal	0.1160	69.7410
Interpersonal	0.1972	69.7859
Stress management	0.0828	60.9182
Adaptability	0.1937	69.3086
General mood	0.4103	67.9402

5 Conclusion

The current study examine the influences of blue ocean leadership styles on emotional intelligence. The findings confirmed the relationships among both variables and thus, it shows leadership styles do influence emotional intelligence. The overall model R2 was successful in explaining approximately 37.1%, the result shows that the model here is considered substantial in indicating the power of blue ocean leadership styles in explaining emotional intelligence. This shows that the application of emotional intelligence in any organization by a leader plays a vital role to be effective and efficient leader(Batool, 2013). Base from the IPMA analysis, in order to prepare the oranzation towards industry 4.0,

leaders must be specializing in strategic thinking as using strategic thinking allows analysis, exploration, knowledge and defining a complicated scenario and then developing planning actions to attain the best feasible effective effect towards a pre-defined purpose (Kazmi et al., 2016). Next, leader should also be focusing on general mood, as the blue ocean leadership style could raise employee emotion that could motivates them to achieve organizational vision. Further, this study contributes toward new knowledge in the field of leadership, by pointing to the leadership role of accurate attributions, where each attributions can lead towards enhancing leader's emotional intelligence. Future studies could expand the scope and depth of knowledge by undertaking the research in different organization settings, as this study is conducted in the Government Link Companies (GLCs) in Malaysia.

6 References

- Ahmad, S., & Afthanorhan, W. M. A. B. W. (2014). The importance-performance matrix analysis in partial least square structural equation modeling (PLS-SEM) with smartpls 2.0 M3. *International Journal of Mathematics Research*, 3(1), 1.
- Alhuraish, I., Robledo, C., & Kobi, A. (2014). *Key Success Factors of Implementing Lean Manufacturing and Six Sigma*. Paper presented at the Liverpool (2014): 17th Toulon-Verona Conference" Excellence in Services".
- Anand, & UdayaSuriyan. (2010). Emotional intelligence and its relationship with leadership practices. *International Journal of Business and Management*, 5(2), 65.
- Anderson, & Gerbing. (1988). Structural equation modeling in practice: A review and recommended two-step approach. *Psychological bulletin*, 103(3), 411.
- Bar-On, R., & Parker, J. D. A. (2000). *BarOn emotional quotient inventory: Youth version: Multi-Health system, Incorporated Toronto, ON, Canada*.
- Barbuto, & Burbach. (2006). The emotional intelligence of transformational leaders: A field study of elected officials. *The Journal of social psychology*, 146(1), 51-64.
- Bass, & Stogdill. (1990). *Bass & Stogdill's handbook of leadership: Theory, research, and managerial applications*: Simon and Schuster.
- Batool. (2013). Emotional intelligence and effective leadership. *Journal of Business Studies Quarterly*, 4(3), 84.
- Birkinshaw, J., Hamel, G., & Mol, M. J. (2008). Management innovation. *Academy of management review*, 33(4), 825-845.
- Butler, & Chinowsky. (2006). Emotional intelligence and leadership behavior in construction executives. *Journal of Management in Engineering*, 22(3), 119-125.
- Chin. (2010). How to write up and report PLS analyses. In *Handbook of partial least squares* (pp. 655-690): Springer.
- Clarke. (2010). Emotional intelligence and its relationship to transformational leadership and key project manager competences. *Project Management Journal*, 41(2), 5-20.
- Cohen. (1988). Statistical power analysis.
- Conte, J. M. (2005). A review and critique of emotional intelligence measures. *Journal of Organizational Behavior*, 26(4), 433-440.
- Cross, B., & Travaglione, A. (2003). The untold story: is the entrepreneur of the 21st century defined by emotional intelligence? *The International Journal of Organizational Analysis*, 11(3), 221-228.
- Du Toit, & Jane, A. (2014). Emotional intelligence and leadership in a South African financial services institution.
- Engelbertink, D., & Woudstra, S. (2017). *Managing the influences and risks of Industry 4.0*. University of Twente,

- Feng, Y. (2016). *Future Development Possibilities of Talent Management under the Influence of 'Industry 4.0'*.
- Fornell, C., & Larcker, D. F. (1981). Evaluating structural equation models with unobservable variables and measurement error. *Journal of marketing research*, 39-50.
- Gardner, & Stough. (2002). Examining the relationship between leadership and emotional intelligence in senior level managers. *Leadership & Organization Development Journal*, 23(2), 68-78.
- Goleman. (1998). *Working with Emotional Intelligence*. Bloomsbury. In: London.
- Group, M. (2017). "The Skills Revolution: Digitization and Why People and Talent Matter", . http://www.manpowergroup.co.uk/wp-content/uploads/2017/01/the-skills-revolution_lo.pdf
- Hair, Hult, & Ringle. (2014). *A Primer on Partial Least Squares Structural Equation Modeling (PLS-SEM)*. In: Thousand Oaks (CA): Sage Publications.
- Harms, & Crede. (2010). Emotional intelligence and transformational and transactional leadership: A meta-analysis. *Journal of Leadership & Organizational Studies*, 17(1), 5-17.
- Hopkins, M. M., O'Neil, D. A., & Williams, H. W. (2007). Emotional intelligence and board governance: Leadership lessons from the public sector. *Journal of Managerial Psychology*, 22(7), 683-700.
- Hunt, & Fitzgerald. (2013). The relationship between emotional intelligence and transformational leadership: An investigation and review of competing claims in the literature. *American International Journal of Social Science*, 2(8), 30-38.
- Johnson, B., & Christensen, L. (2008). *Educational research: Quantitative, qualitative, and mixed approaches*: Sage.
- Kazmi, S. A. Z., Naarananoja, M., & Wartsila, J. K. (2016). Integrating Strategic Thinking and Transformational Leadership for NPD Idea Support Process. *Procedia-Social and Behavioral Sciences*, 229, 387-397.
- Kim, & Mauborgne. (2014). *Blue Ocean Strategy, Expanded Edition: How to Create Uncontested Market Space and Make the Competition Irrelevant*: Harvard Business Review Press.
- Kim, & Mauborgne. (2017). *Blue Ocean Leadership (Harvard Business Review Classics)*: Harvard Business Review Press.
- Lam, & O'Higgins. (2012). Enhancing employee outcomes: The interrelated influences of managers' emotional intelligence and leadership style. *Leadership and Organization Development Journal*, 33(2), 149-174.
- Laohavichien, T., Fredendall, L. D., & Cantrell, R. S. (2009). The effects of transformational and transactional leadership on quality improvement. *The Quality Management Journal*, 16(2), 7.
- Latham, J. R. (2014). Leadership for quality and innovation: Challenges, theories, and a framework for future research. *Quality Management Journal*, 21 (1), 5.
- Lee, Y. S. (2014). Emotional intelligence and job performance: evidence of private higher educational institutions in malaysia
dissertation universiti tunku Aabdul rahman.
- Lindebaum, D., & Cartwright, S. (2010). A critical examination of the relationship between emotional intelligence and transformational leadership. *Journal of Management Studies*, 47(7), 1317-1342.
- López-Domínguez, M., Enache, M., Sallan, J. M., & Simo, P. (2013). Transformational leadership as an antecedent of change-oriented organizational citizenship behavior. *Journal of business research*, 66(10), 2147-2152.

- Mageswari, S. U., Sivasubramanian, C., & Dath, T. S. (2015). Knowledge management enablers, processes and innovation in small manufacturing firms: a structural equation modeling approach. *IUP Journal of Knowledge Management*, 13(1), 33.
- Nahavandi, A. (2006). Teaching leadership to first-year students in a learning community. *Journal of Leadership Education*, 5(2), 14-27.
- Noruzi, A., Dalfard, V. M., Azhdari, B., Nazari-Shirkouhi, S., & Rezazadeh, A. (2013). Relations between transformational leadership, organizational learning, knowledge management, organizational innovation, and organizational performance: an empirical investigation of manufacturing firms. *The International Journal of Advanced Manufacturing Technology*, 1-13.
- Nunnally, & Bernstein. (1994). The assessment of reliability. *Psychometric theory*, 3(1), 248-292.
- Pisano, G. P., & Teece, D. J. (2007). How to capture value from innovation: Shaping intellectual property and industry architecture. *California management review*, 50(1), 278-296.
- Poksinska, B., Swartling, D., & Drotz, E. (2013). The daily work of Lean leaders—lessons from manufacturing and healthcare. *Total Quality Management & Business Excellence*, 24(7-8), 886-898.
- Puteri Aishah, Abd Rahim, Ismail, & Mariatul Shima. (2015). Exploring the Symbiotic Relationship between Emotional Intelligence and Transformational Leadership. *Journal of applied science and research*, 11(18), 8-13.
- Radhakrishnan, A., & UdayaSuriyan, G. (2010). Emotional intelligence and its relationship with leadership practices. *International Journal of Business and Management*, 5(2), 65.
- Rajah, R., Song, Z., & Arvey, R. D. (2011). Emotionality and leadership: Taking stock of the past decade of research. *The leadership quarterly*, 22(6), 1107-1119.
- Rehman. (2012). Transformational leadership style as predictor of decision making styles: moderating role of emotional intelligence. *Pakistan Journal of Commerce and Social Sciences*, 6(2).
- Riaz, A., & Haider, M. H. (2010). Role of transformational and transactional leadership on job satisfaction and career satisfaction. *Business and Economic Horizons*, 1(1), 29-38.
- Ringle, C. M., Sarstedt, M., & Mooi, E. A. (2010). *Response-based segmentation using finite mixture partial least squares*. Paper presented at the Data Mining.
- Roldán, J. L., & Sánchez-Franco, M. J. (2012). Variance-based structural equation modeling: guidelines for using partial least squares. *Research methodologies, innovations and philosophies in software systems engineering and information systems*, 193.
- Rosete, D., & Ciarrochi, J. (2005). Emotional intelligence and its relationship to workplace performance outcomes of leadership effectiveness. *Leadership & Organization Development Journal*, 26(5), 388-399.
- Schloderer, M. P., Sarstedt, M., & Ringle, C. M. (2014). The relevance of reputation in the nonprofit sector: The moderating effect of socio-demographic characteristics. *International Journal of Nonprofit and Voluntary Sector Marketing*, 19(2), 110-126.
- Schwab, K. (2017). *The fourth industrial revolution*: Crown Business.
- Singh, & Krishnan. (2008). Self-sacrifice and transformational leadership: mediating role of altruism. *Leadership & Organization Development Journal*, 29(3), 261-274.
- Sy, T., Tram, S., & O'Hara, L. A. (2006). Relation of employee and manager emotional intelligence to job satisfaction and performance. *Journal of Vocational Behavior*, 68(3), 461-473.

- Tunçer, P. (2011). Organizational change and leadership. *Journal of Court of Accounts*, *80*, 57-83.
- Van den Hurk, A. F., Hall-Mendelin, S., Johansen, C. A., Warrilow, D., & Ritchie, S. A. (2012). Evolution of mosquito-based arbovirus surveillance systems in Australia. *BioMed Research International*, *2012*.
- Wan Noordiana, W. H., Salina, D., & Nur Liyana, B. (2016). Blue ocean leadership determinants. *International Journal of Management and Applied Science*, *2*(1), 72-75.
- Wang, & Huang. (2009). The relationship of transformational leadership with group cohesiveness and emotional intelligence. *Social Behavior and Personality: an international journal*, *37*(3), 379-392.
- Weinberger. (2009). Emotional intelligence, leadership style, and perceived leadership effectiveness. *Advances in Developing Human Resources*, *11*(6), 747-772.
- Weinmann, C. (2017). Responding to opportunities provided by General Purpose Technologies: Industry 4.0 in Finland.
- Wong, C.-S., & Law, K. S. (2002). The effects of leader and follower emotional intelligence on performance and attitude: An exploratory study. *The leadership quarterly*, *13*(3), 243-274.